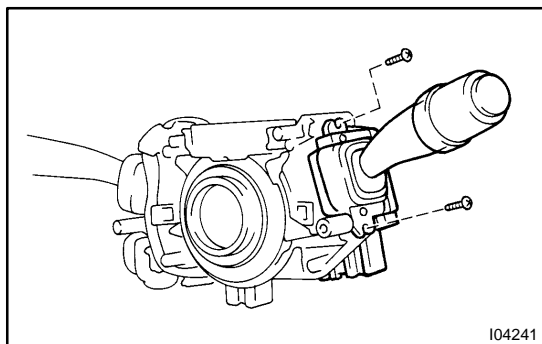


## REMOVAL

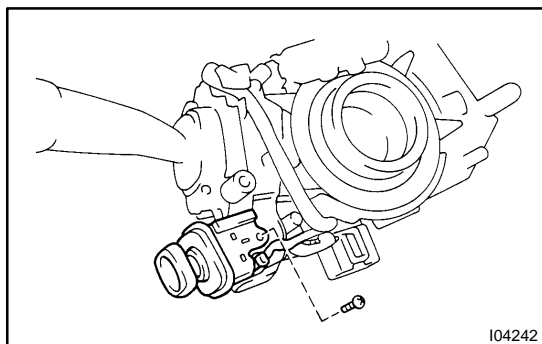
### 1. REMOVE SPIRAL CABLE

Remove the 4 screws and the spiral cable.



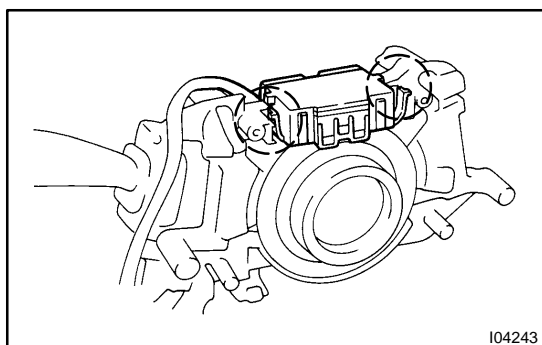
### 2. REMOVE WIPER AND WASHER SWITCH

Remove the 2 screws and the wiper and washer switch.



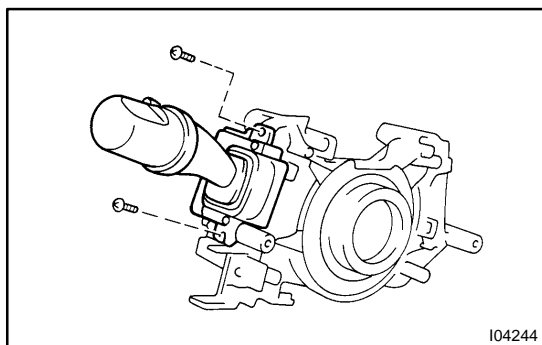
### 3. REMOVE TILT AND TELESCOPIC SWITCH

Remove a screw and the tilt and telescopic switch.



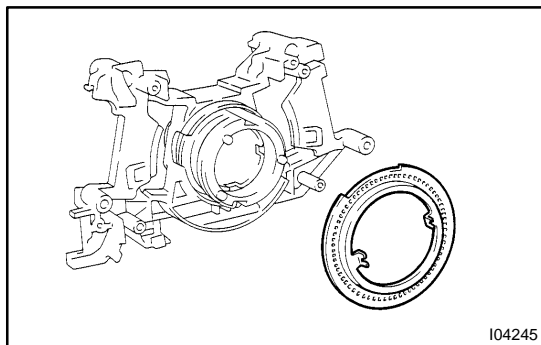
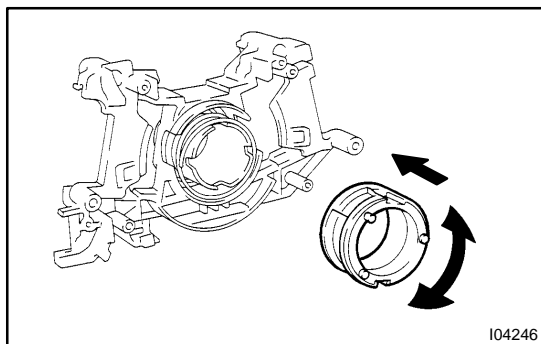
### 4. REMOVE STEERING ANGLE SENSOR

Disengage the 2 claws and the steering angle sensor.

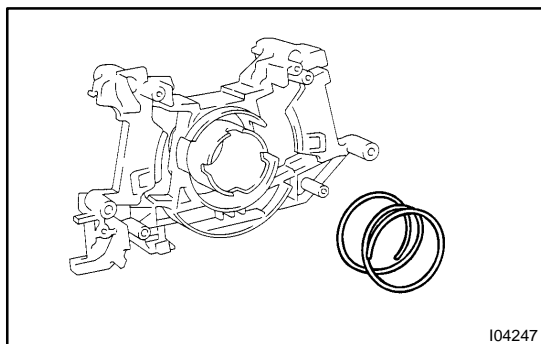


### 5. REMOVE LIGHT CONTROL SWITCH

Remove the 2 screws and the light control switch.

**6. REMOVE STEERING POSITION DISC****7. REMOVE CANCEL CAM**

Turn the cancel cam with pressing it and pull it out.

**8. REMOVE COMPRESSION SPRING**